





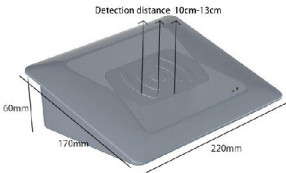




	Model	PBC CODE	Descriptions
	ILEC-A02E	AM 1080 Master	Operating Voltage: 110~230V 50~60HZ Rated Power: 15W Color: Black/White Center Frequency: 58Khz Working Mode: TX+RX OR MONO PCB CODE: AM 1080 Detection Range: 0.9-2.8M(Depend on tag) Material: ABS plastic Recommended installation distance: Supermarket 1.2-1.3M Clothing store 1.8-2.8M
		AM 1080 Slave	
	ILEC-A03E	AM 1080 Master	Operating Voltage: 110~230V 50~60HZ Rated Power: 15W Color: Black/White Center Frequency: 58Khz Working Mode: TX+RX OR MONO PCB CODE: AM 1080 Detection Range: 0.9-2.8M(Depend on tag) Main Material: ABS plastic Recommended installation distance: Supermarket 1.2-1.3M Clothing store 1.8-2.8M
		AM 1080 Slave	
	ILEC-A04E	AM 1080 Master	Operating Voltage: 110~230V 50~60HZ Rated Power: 15W Color: Black/White Center Frequency: 58Khz Working Mode:TX+RX OR MONO PCB CODE: AM 1080 Detection Range: 0.9-2.8M(Depend on tag) Main Material: Acrylic Recommended installation distance: Supermarket 1.2-1.3M Clothing store 1.8-2.8M
		AM 1080 Slave	
	ILEC-A1809EJ	AM 1080 Master	Operating Voltage: 110~230V 50~60HZ Rated Power: 15W Color: Black/White Center Frequency: 58Khz Working Mode:TX+RX OR MONO (With people counter) PCB CODE: AM 1080 Detection Range: 0.9-2.8M(Depend on tag) Main Material: ABS Plastic Recommended installation distance: Supermarket 1.2-1.3M Clothing store 1.8-2.8M
		AM 1080 Slave	
	ILEC-A1809EP	AM EP3 1080 Master	Operating Voltage: 110~230V 50~60HZ Rated Power: 15W Color: Black/White Center Frequency: 58Khz Working Mode: TX+RX OR MONO (With people counter) PCB CODE: AM 1100N Detection Range: 0.9-2.8M(Depend on tag) Main Material: ABS Plastic Recommended installation distance: Supermarket 1.4-1.6M Clothing store 1.8-3M
		AM EP3 1080 Slave	
	ILEC-A02EP	AM EP3 Master	Operating Voltage: 110~230V 50~60HZ Rated Power: 15W Color:Black/White Center Frequency: 58Khz Working Mode: TX+RX OR MONO (With people counter) PCB CODE: AM 1080 Detection Range: 0.9-2.8M(Depend on tag) Main Material: ABS Plastic Recommended installation distance: Supermarket 1.2-1.3M Clothing store 1.8-2.8M
		AM EP3 Slave	
	ILEC-A05YEP	AM EP3 Master	Operating Voltage: 110~230V 50~60HZ Rated Power: 15W Color: Black/White Center Frequency: 58Khz Working Mode: TX+RX OR MONO Technology Source: AM 1100N Detection Range: 0.9-2.8M(Depend on tag) Main Material: Acrylic Recommended installation distance: Supermarket 1.4-1.6M Clothing store 1.8-3M
		AM EP3 Slave	



	Model	PBC CODE	Descriptions
	ILEC-A05X	AM EP3 Master	Operating Voltage: 110~230V 50~60HZ Rated Power: 15W Color: Black/White Center Frequency: 58Khz Working Mode: TX+RX OR MONO Technology Source: AM 1100N Detection Range: 0.9-2.8M(Depend on tag) Main Material: Acrylic Recommended installation distance: Supermarket 1.4-1.6M Clothing store 1.8-3M
		AM EP3 Slave	
	ILEC-A07Y	AM EP3 Master	Operating Voltage: 110~230V 50~60HZ Rated Power: 15W Color: Black/White Center Frequency: 58Khz Working Mode: TX+RX OR MONO Technology Source: AM 1100N Detection Range: 0.9-2.8M(Depend on tag) Main Material: ABS Plastic Recommended installation distance: Supermarket 1.4-1.6M Clothing store 1.8-3M
		AM EP3 Slave	
	ILEC-A08Y	AM EP3 Master	Operating Voltage: 110~230V 50~60HZ Rated Power: 15W Color: Black/White Center Frequency: 58Khz Working Mode: TX+RX OR MONO Technology Source: AM 1100N Detection Range: 0.9-2.8M(Depend on tag) Main Material: Acrylic+Abs plastic mixed Recommended installation distance: Supermarket 1.4-1.6M Clothing store 1.8-3M
		AM EP3 Slave	
	ILEC-AMT06B	WD333 Master	Operating Voltage: 110~230V 50~60HZ Rated Power: 15W Color: Black/White Center Frequency: 58Khz Working Mode: TX+RX OR MONO PCB CODE: WD-333 Detection Range: 0.9-2.8M(Depend on tag) Main Material: ABS Plastic Recommended installation distance: Supermarket 1.2-1.3M Clothing store 1.8-2.8M
		WD333 Slave	
	ILEC-S220	WD333 Master	Operating Voltage: 110~230V 50~60HZ Rated Power: 15W Color: Black/White Center Frequency: 58Khz Working Mode: TX+RX OR MONO Technology Source: WD333 Detection Range: 0.9-2.8M(Depend on tag) Main Material: ABS Plastic Appearance Size: 1560x420x40mm Recommended installation distance: Supermarket 1.4-1.6M Clothing store 1.8-3M
		WD333 Slave	
	ILEC-S130	WD555 Master	Operating Voltage: 110~230V 50~60HZ Rated Power: 15W Color: Black/White Center Frequency: 58Khz Working Mode: TX+RX OR MONO Technology Source: WD555 Detection Range: 0.9-2.8M(Depend on tag) Main Material: ABS Plastic Appearance Size: 1560x420x40mm Recommended installation distance: Supermarket 1.4-1.6M Clothing store 1.8-3M
		WD555 Slave	











	Model	Name	Descriptions
	ILEC-APXS1/ ILEC-APXS2	Tyco soft label	Frequency: 58Khz Color: white Material: PVC+Chip Dimension: 45X11MM
	ILEC-CDR	Soft label	Frequency: 58Khz Color: white Material: PVC+Chip Dimension: 45X11MM
	ILEC-CDR	Arrow label	Frequency: 58Khz Color: white Material: PVC+Chip Dimension: 45X11MM
	ILEC-WDR	Waterproof soft label (Use for Shampoo Shower gel)	Frequency: 58Khz Color: white Material: PVC+Chip Dimension: 45X11MM






	Model	Descriptions
	<p>ILEC-D886N</p>	<p>Color: Dark Grey Operating Voltage: AC(50~60hz) 110~220V Material: ABS plastic+PCB board PAD Dimension: 23X19.4X5.5CM Hole Dimension: 21x17CM Decoding height: 7~12cm</p>
	<p>ILEC-D887N</p>	<p>Color: Dark Grey Operating Voltage: AC(50~60hz) 110~220V Material: ABS plastic+PCB board PAD Dimension: 21.5X18.6X6.3CM Hole Dimension: 19.6x16.8CM Decoding height: 7~12cm</p>
 <p>Detection distance 10cm-13cm 60mm 170mm 220mm</p>	<p>ILEC-D900</p>	<p>Color: Dark Grey Operating Voltage: AC(50~60hz) 110~220V Material: ABS plastic+PCB board PAD Dimension: 21.5X18.6X6.3CM Hole Dimension: 19.6x16.8CM Decoding height: 7~14cm</p>
	<p>ILEC-D999</p>	<p>Color: Blue & Green Operating Voltage: AC(50~60hz) 110~220V Material: Glasses+PCB board PAD Dimension: 20X23X4CM Hole Dimension: 21x18CM Decoding height: 7~12cm</p>
	<p>ILEC-D700</p>	<p>Color: Dark Grey Operating Voltage: AC(50~60hz) 110~220V Material: ABS plastic+PCB board PAD Dimension: 21.5X18.6X6.3CM Hole Dimension: 19.6x16.8CM Decoding height: 7~13cm</p>

	Model		Descriptions
	ILC-H14A	Tag with lanyard use for bag ,belt...	Frequency: 58Khz Material: ABS plastic+ Magnets Stick(25mm) Color: Black/white/Grey or customize Lock: Three balls clutch, Standard/Super Dimension: 43X13MM Lanyard length: 10CM or customize
	ILEC-H14C	Tag with lanyard use for bag ,belt...	Frequency: 58Khz Material: ABS plastic+ Magnets Stick(33mm) Color: Black/white/Grey or customize Lock: Three balls clutch, Standard/Super Dimension: 53X13MM Lanyard length: 25CM or customize
	ILEC-H30	Small pencil	Frequency: 58Khz Material: ABS plastic+ Magnets Stick(25mm) Color: Black/white/Grey or customize Lock: Three balls clutch, Standard/Super Dimension: 46X13MM
	ILEC-H31	Mid pencil	Frequency: 58Khz Material: ABS plastic+ Magnets Stick(30mm) Color: Black/white/Grey or customize Lock: Three balls clutch, Standard/Super Dimension: 51X13MM
	ILEC-H32B	Large Pencil	Frequency: 8.2Mhz/58Khz Material: ABS plastic+ Magnets Stick(45mm) Color: Black/white/Grey or customize Lock: Three balls clutch, Standard/Super Dimension: 65X16.5MM
	ILEC-H32C	Super pencil	Frequency: 8.2Mhz/58Khz Material: ABS plastic+ Magnets Stick(50mm) Color: Black/white/Grey or customize Lock: Three balls clutch, Standard/Super Dimension: 73X16MM
	ILEC-H38A	Bottle tag	Frequency: 58Khz Material: ABS plastic+ Magnets Stick(25mm) Color: Black/white/Grey or customize Lock: Three balls clutch, Standard/Super Dimension: 36X30MM Lanyard length: 17CM

	Model		Descriptions
	<p>ILEC-H39L</p>	<p>Milk can tag</p>	<p>Frequency: 58Khz Material: ABS plastic+ Magnets Stick(25mm) Color: Black/white/Grey or customize Lock: Three balls clutch, Standard/Super Dimension: 36X30MM Lanyard length: 17CM</p>
	<p>ILEC-H37</p>	<p>Shoes tag</p>	<p>Frequency: 58Khz Material: ABS plastic+ DR or Magnets Stick (33mm) Color: Black/white/Grey or customize Lock: Three balls clutch, Standard/Super Lock: Spring Type Dimension: 69x30mm</p>
	<p>ILEC-H43</p>	<p>Shoes tag</p>	<p>Frequency: 58Khz Material: ABS plastic+ DR or Magnets Stick (33mm) Color: Black/white/Grey or customize Lock: Three balls clutch, Standard/Super Lock: Spring Type Dimension: 84X30MM</p>
	<p>ILEC-H44</p>	<p>Shoes tag</p>	<p>Frequency: 58Khz Material: ABS plastic+ Magnets Stick(33mm) Color: Black/white/Grey or customize Lock: Three balls clutch, Standard/Super Dimension: 88X30MM</p>
	<p>ILEC-H45</p>	<p>VST shoes</p>	<p>Frequency: 58Khz Material: ABS plastic+DR Color: Black/white/Grey or customize Lock: Spring Type Dimension: 58X30MM</p>
	<p>ILEC-301S</p>	<p>Small spider tag</p>	<p>Frequency: 58Khz Color: Black/white/Grey or customize Lock: Three balls clutch, Standard/Super Dimension: Ø50mm Lanyard length: 65cm or customize Noise level: 95dB Battery durability: >3 years</p>
	<p>ILEC-301L</p>	<p>Big spider Tag</p>	<p>Frequency: 58Khz Color: Black/white/Grey or customize Lock: Three balls clutch, Standard/Super Dimension: Ø73mm Lanyard length: 90cm or customize Noise level: 95dB Battery durability: >3 years</p>

	Model		Descriptions
	ILEC-Y01	Glasses tag	Frequency: 58Khz Color: Black/white/Grey or customize Lock: Three balls clutch, Standard/Super Dimension: 35MM
	ILEC-D013	Glasses tag Detacher	Surface: Galvanization Dimension: Ø15X95MM

	Model		Descriptions
	ILEC-D01	Normal detacher	Surface: Galvanization Dimension: Ø70.7*23MM Magnetic: ≥4500GS
	ILEC-D03	Cone detacher	Surface: Oxidation Dimension: Ø74*46MM Magnetic: ≥10000GS
	ILEC-D04	Cone detacher	Surface: Oxidation Dimension: Ø74*46MM Magnetic: ≥10000GS
	ILEC-D04	Cone detacher	Surface: Oxidation Dimension: Ø74*46MM Magnetic: ≥12000GS
	ILEC-D06	Golf detacher	Surface: Oxidation Dimension: Ø75*35MM Magnetic: ≥10000GS
	ILEC-D07	Golf detacher	Surface: Oxidation Dimension: Ø75*35MM Magnetic: ≥10000GS
	ILEC-D07	Golf detacher	Surface: Oxidation Dimension: Ø75*35MM Magnetic: ≥12000GS
	ILEC-D07	Golf detacher	Surface: Oxidation Dimension: Ø75*35MM Magnetic: ≥15000GS
	ILEC-D08	T-shaped Detacher	Surface: Oxidation Dimension: Ø75*35MM Magnetic: ≥10000GS
	ILEC-D10	Omnipotent Detacher	Surface: Oxidation Dimension: Ø75*35MM Magnetic: ≥10000GS

	Model		Descriptions
	ILEC-D10N	Omnipotent Detacher	Surface: Oxidation Dimension: Ø75*35MM Magnetic: ≥1000GS
	ILEC-D13	Glasses tag Detacher	Surface: Oxidation Dimension: Ø15X95 mm
	ILEC-HD01	Handheld Detacher	Color: Dark Grey Material: ABS plastic Dimension: 185X90MM
	ILEC-HD02	Elec. Detacher	Color: Dark Grey Material: ABS plastic Dimension: 150X102MM Operating Voltage: AC(50~60hz)110~220V Installation: Put on the cashier's table.
	ILEC-HD03	Elec. Detacher	Color: Dark Grey Material: ABS plastic Dimension: 150X102MM Operating Voltage: AC(50~60hz)110~220V PAD Dimension: 220x180MM Hole Dimension: 150X105MM Installation: inserted in the cashier table